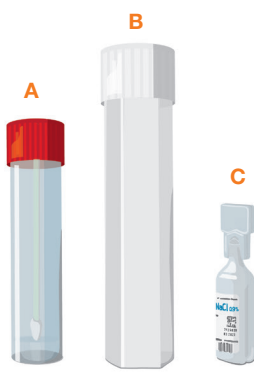


COVID-19 | Instructions for legal representatives

Individual testing: collecting samples

The lollipop test should ideally be performed in the morning before breakfast, as the sensitivity is best then. If this is not possible, the test can also be performed after food intake with a slightly reduced sensitivity.

1




Sanitise your hands before collecting samples or wear gloves while doing so.

Check the kits content:


- **A** Swab tube with red lid
- **B** Transport tube
- **C** 5 ml vial of sodium chloride (NaCl)
- Transport bag
- Barcode labels
- Analysis request form

Open the swab tube with the red lid (A) provided in the kit and give it to the person. **Do not touch the tip of the swab!**

2



3

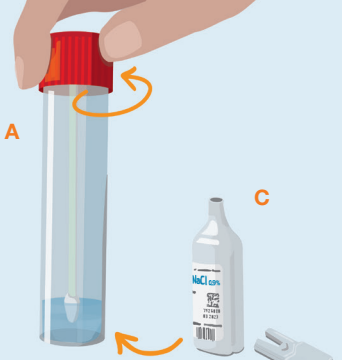


Ask your child to place the end of the swab with the cotton tip in his or her mouth and suck on it for 30 seconds, moving his or her tongue back and forth. **Make sure the person doesn't chew the swab!**

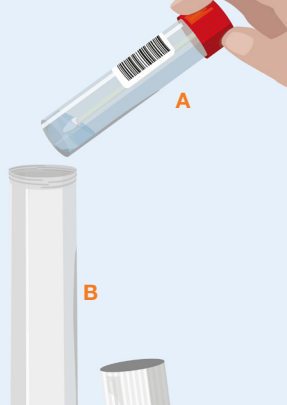
While the person is swabbing his or her mouth, pour the sodium chloride solution (C) into the tube with the red lid (A).

Then insert the swab into the tube (A) and close it tightly.

4



5



Please sanitise your hands and/or wash them thoroughly immediately afterwards!

Stick the barcode label on the swab tube (A) and place the tube containing the sample (A) in the transport tube (B) before putting it in the bag provided for transport.

The bag must be handed in directly at one of our centres.

6

